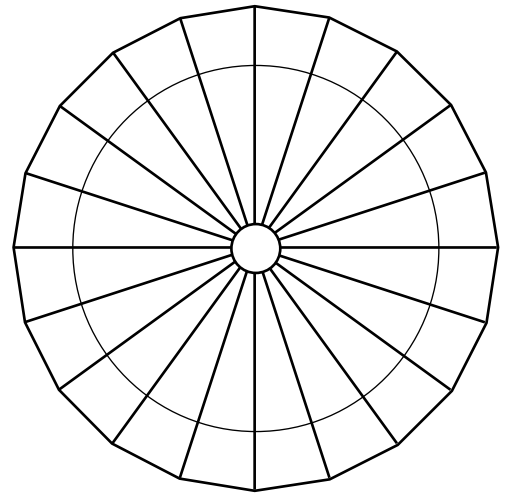


A-Series envelopes are constructed from 20 gores. Each gore is built-up from a number of nylon panels which are identified by letters. The row of panels around the base of the balloon, immediately above the fire resistant Nomex mouth, are 'A' panels. 'A' is followed by 'B' with the series continuing upwards. The number of panels varies depending on envelope size, and this can effect the appearance of a colour scheme - especially spiral or block designs. The location of the equator also changes, and this can significantly influence the positioning of any artwork.

A Lock-Top parachute is standard. This is constructed from 20 panels that radiate from a centre patch. A fast deflation system is available on all sizes.

There is no extra charge for changes of fabric colour at any of the lines shown on the chart if the colours are from the standard Cameron range.



| TOP PANEL | P | A | R | A | C | H | U | T | E |
|-----------------------|---|---|---|---|---|---|---|---|---|
| 275 W | | | | | | | | | |
| 250 V | | | | | | | | | |
| 210 U | | | | | | | | | |
| T | | | | | | | | | |
| S | | | | | | | | | |
| R | | | | | | | | | |
| Q | | | | | | | | | |
| P | | | | | | | | | |
| O | | | | | | | | | |
| 275 N | | | | | | | | | |
| 250 M | | | | | | | | | |
| 210 L | | | | | | | | | |
| K | | | | | | | | | |
| APPROX EQUATOR HEIGHT | | | | | | | | | |
| J | | | | | | | | | |
| I | | | | | | | | | |
| H | | | | | | | | | |
| G | | | | | | | | | |
| F | | | | | | | | | |
| E | | | | | | | | | |
| D | | | | | | | | | |
| C | | | | | | | | | |
| B | | | | | | | | | |
| A | | | | | | | | | |
| NOMEX | | | | | | | | | |


Not to scale

Tick one standard load tape colour. White will be used unless indicated otherwise. **BLACK** **WHITE**

| MODEL | A-210 | A-250 | A-275 |
|------------------|-------|-------|-------|
| MAX. PANEL WIDTH | 3.96 | 4.20 | 4.32 |
| PANEL DEPTH | 1.43 | 1.43 | 1.43 |

All dimensions shown in metres

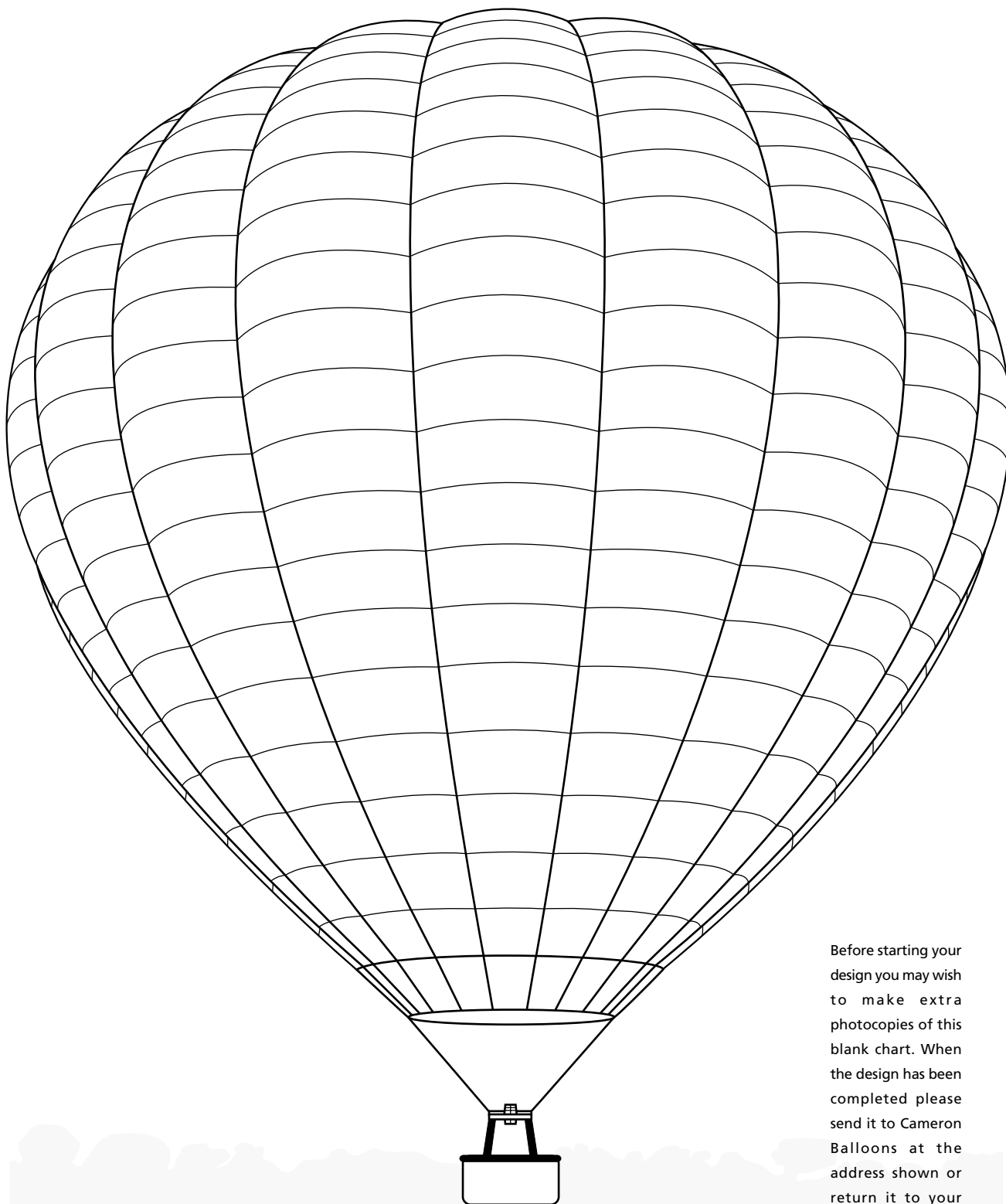
Please note any special requirements here:



A-TYPE DESIGN CHART

A.210 - A.275

20 GORES



Before starting your design you may wish to make extra photocopies of this blank chart. When the design has been completed please send it to Cameron Balloons at the address shown or return it to your Cameron dealer.

Completed by

| | |
|--------------|----------|
| Name: | Address: |
| Tel / Email: | Date |
| Sales: | C/N |